

Learning Shapes 1



The Shapes activities in **MaxShow** provide an introduction to basic shapes.



Objectives:


Basic Skills - learning and recognising basic shapes
Technology Skills - drawing and formatting shapes

Getting Started:

1. Print the activity worksheet.
2. Open **MaxShow**.

3. Click the **Activities**  button on the **Home** tab.

4. Find the **Shapes**  group by clicking the **down**  arrow in the categories list.

5. Open the activity by clicking the **Shapes 1**  button.
6. Click **OK**.
7. Follow **Shapes 1** activity and worksheet instructions.

Max's Toolbox Tips:

Colouring a shape

Max's Toolbox Demo: The [Colouring a shape](#) demo shows you how to colour a shape in Max's Toolbox.

Max's Toolbox Instructions: The [Colouring a shape](#) instruction sheet provides you with step by step instructions on how to colour a shape in Max's Toolbox.

Drawing a shape

Max's Toolbox Demo: The [Drawing a shape](#) demo shows you how to draw a shape in Max's Toolbox.

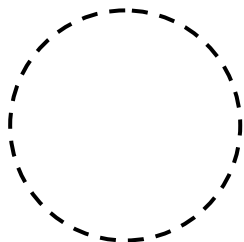

Max's Toolbox Instructions: The [Drawing a shape](#) instruction sheet provides you with step by step instructions on how to draw a shape in Max's Toolbox.




Shapes 1 Activity Worksheet



Trace the circle below.




Circles are found in many things. Trace the circles below.



Trace the square below.




Squares have 4 sides of the same length. Trace the squares below.



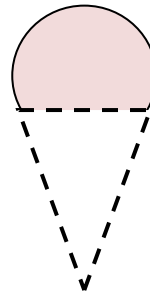
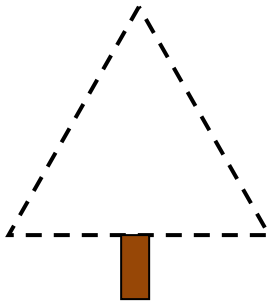
Shapes 1 Activity Worksheet




Trace the triangle below.




All triangles have 3 sides. Trace the triangles below.



Trace the rectangle below.



All rectangles have 4 sides. Only the opposite sides are the same length. Trace the rectangles below.



Shapes 1 Activity Worksheet




Finish the picture below by colouring in the shapes.

Colour squares **blue**

Colour triangles **green**

Colour rectangles **yellow**

Colour circles **red**



Draw your own picture in Max's Toolbox:

Using shapes try to draw and colour in your own picture.

